

True Three-Phase Transformer Turns Ratio Tester TRT63A

- Test voltages 1 V, 8 V, 40 V, 100 V, 250 V AC
- Ratio range 0,8 – 50 000
- The best accuracy of 0,03%
- Measurement of turns ratio
- Measurement of phase shift
- Measurement of excitation current
- Three-phase and single-phase test
- Verifies winding configuration
- Detailed analysis of test results using DV-Win software



Description

TRT63A is a true three-phase, fully automatic test set specially designed for turns ratio, phase shift and excitation current measurements of power, distribution and instrument transformers. TRT63A determines the transformer turns ratio by accurately measuring the voltages across the unloaded transformer windings and then displaying the ratio of these voltages (ratios range from 0,8 to 50 000).

TRT63A is based on a state of the art technology, using the most advanced technique available today. The test set can be used to test single-phase and three-phase transformers, both with and without taps in accordance with the requirements of the IEC 60076-1 standard.

For a three-phase measurement, the test set is connected to all the three phases of a transformer to be tested. If specific vector diagrams are selected for different types of transformers, the TRT63A will run a specific test for each transformer type (i.e., single phase, Delta to y, Y to delta, Delta to delta, or Y to y) without a need to switch the test hookup cables. It displays a turns ratio, phase shift and excitation current, obtained with true three-phase and single-phase tests.

TRT63A lets users enter a transformer's nameplate voltages for the turns-ratio calculation. This feature eliminates any error otherwise caused by an operator's manual calculation. The TRT63A also compares the test result with the calculated ratio and prints out the % of error for each test. It is easy to read the instruments display and easy to follow the menu. There is enough memory in the TRT63A to store 100 test records. Each record consists of 100 test readings. All measurements are time and date stamped. The measurements can be printed on an optional built-in thermal printer using the Print button.

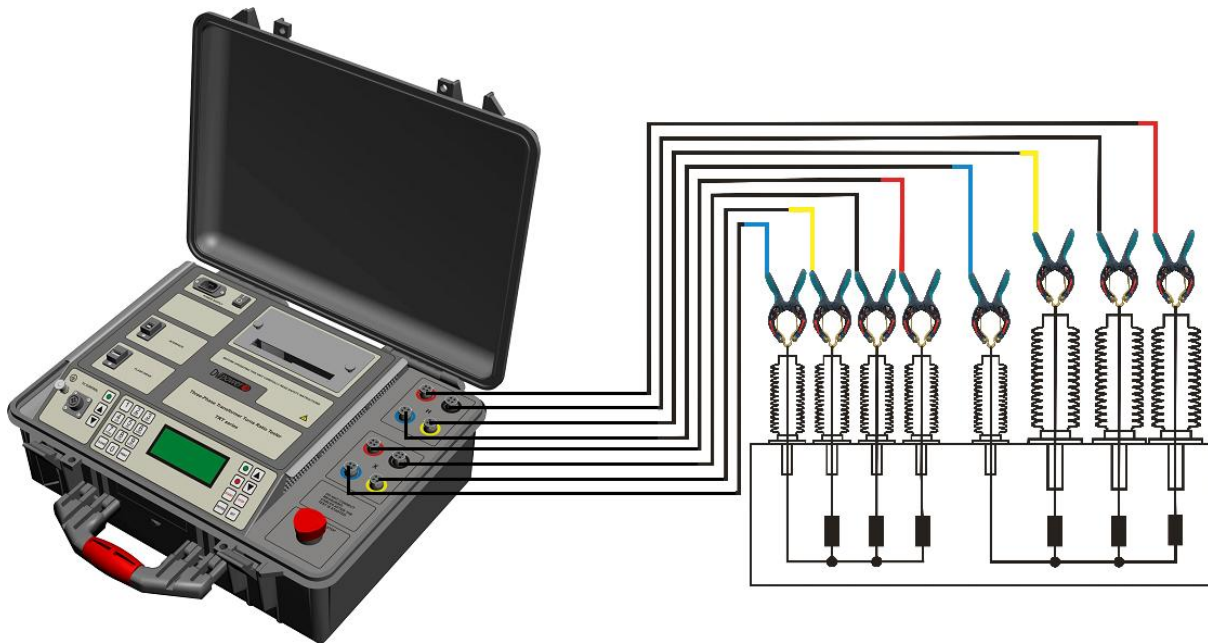
The transformer excitation current, as well as the phase angles, help to detect transformer's shorted turns or unequal number of turns connected in parallel. Operating conditions messages or error messages identify incorrect test conditions, abnormal operating condition or winding problems.

TRT63A has a very high ability to cancel electrostatic and electromagnetic interference in HV electric fields. It is achieved by a very efficient filtration. The filtration is made utilizing the proprietary hardware and software design solutions.

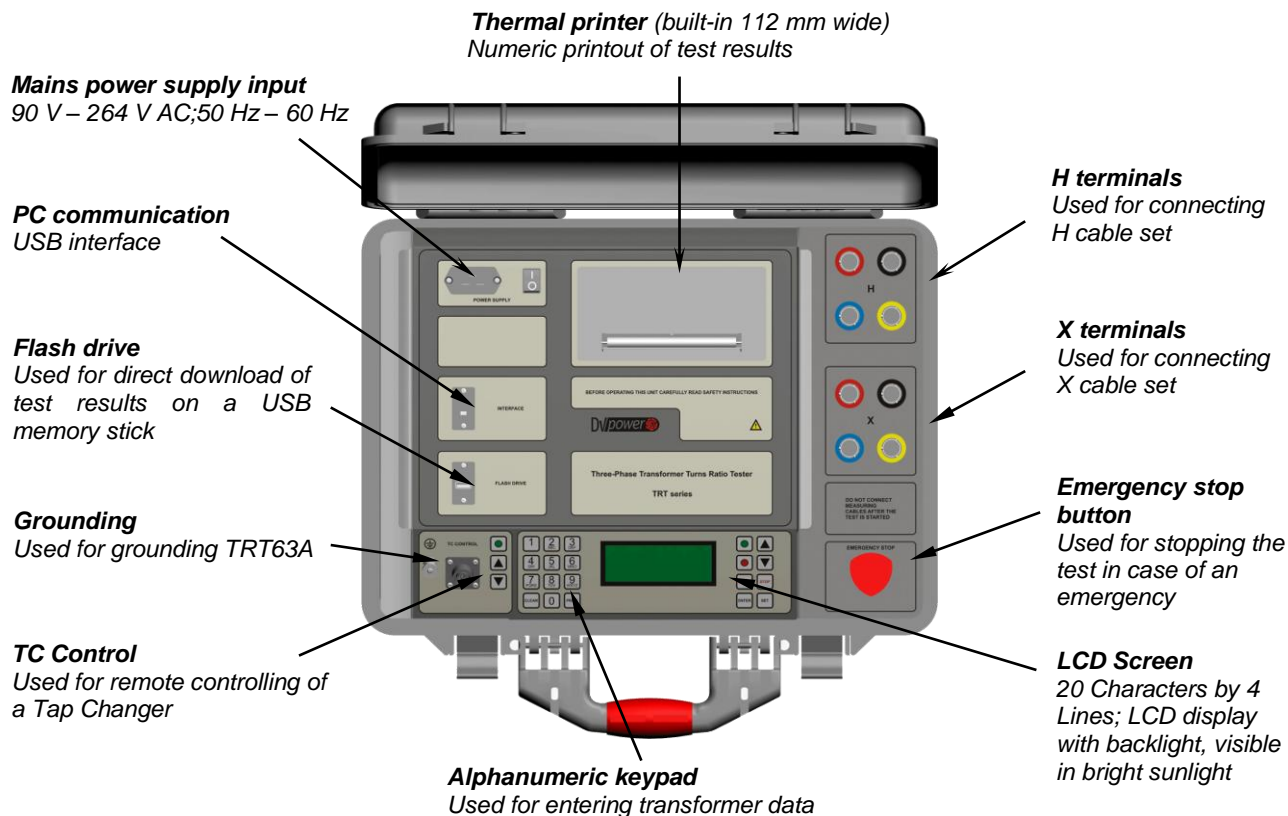
Application

The TRT63A is programmed to automatically test turns ratio, phase shift and excitation current of power, distribution and instrument transformer types defined by CEI/IEC standards.

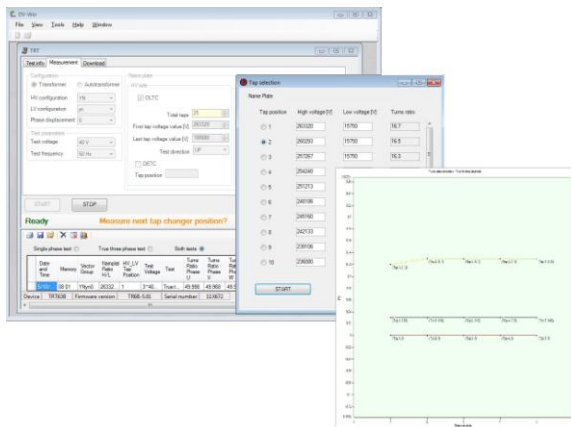
Connecting a test object to TRT63A



Features



DV-Win software



DV-Win software has the following features:

- Full control of TRT63A functions from a PC.
- Download test results from the instrument.
- Acquisition and analysis of test results.
- Graphical display of test results.
- Creating reports including numerical and graphical data.
- Test results can be viewed, edited, saved, printed and exported.
- Zoom and pan graph feature.

Accessories

Included

- DV-Win PC software
- Ground cable
- USB cable
- Built-in Tap Changer Control Unit
- Tap Changer Control cable set 5 m

Recommended

- H winding test lead set, 4 x 10 m with TTA clamps
- X winding test lead set, 4 x 10 m with TTA clamps
- Cable plastic case

Optional

- Built-in thermal printer 112 mm
- Thermal paper roll
- Inverter 12 V DC to 230 V AC, 50 Hz
- H winding test lead set, 4 x 15 m with TTA clamps
- X winding test lead set, 4 x 15 m with TTA clamps
- H winding test lead set, 4 x 20 m with TTA clamps
- X winding test lead set, 4 x 20 m with TTA clamps
- H winding cable extension set, 4 x 5 m
- X winding cable extension set, 4 x 5 m
- H winding cable extension set, 4 x 10 m
- X winding cable extension set, 4 x 10 m
- TRTC Verification Calibrator with associated cables



H winding test lead set with TTA clamps*



X winding test lead set with TTA clamps*



Cable plastic case

*The above cables are also available in several lengths. Please contact DV Power for more information.

Technical Data

Mains Power Supply

- Connection: according to IEC/EN60320-1; UL498, CSA 22.2
- Mains supply: 90 – 264 V AC
- Frequency: 50/60 Hz
- Input power: 250 VA
- Fuse: 2 A / 250 V, type F, but not user replaceable

Output Data

- Test voltage: 1 V, 8 V, 40 V, 100 V, 250 V AC
3 x (1, 8, 40, 100, 250) $\sqrt{3}$ V AC

Measurement

- Ratio measuring range: 0,8 – 50 000 (5-digit resolution)
- Typical ratio accuracy:

@250 V AC	@100 V AC	@40 V AC	@8 V AC	@1 V AC
0,8 – 999: $\pm 0,03\%$	0,8 – 999: $\pm 0,05\%$	0,8 – 999: $\pm 0,05\%$	0,8 – 999: $\pm 0,05\%$	0,8 – 999: $\pm 0,05\%$
1000 – 3999: $\pm 0,05\%$	1000 – 3999: $\pm 0,05\%$	1000 – 3999: $\pm 0,1\%$	1000 – 3999: $\pm 0,1\%$	1000 – 3999: $\pm 0,1\%$
4000 – 14999: $\pm 0,05\%$	4000 – 14999: $\pm 0,1\%$	4000 – 14999: $\pm 0,2\%$	4000 – 14999: $\pm 0,2\%$	
15000 – 19999: $\pm 0,05\%$	15000 – 19999: $\pm 0,2\%$	15000 – 19999: $\pm 0,3\%$		
20000 – 50000: $\pm 0,1\%$	20000 – 50000: $\pm 0,25\%$			

- Excitation current range: 0 – 2 A
- Typical excitation current accuracy: $\pm (0,25\% + 500 \mu\text{A})$
- Excitation current resolution: 0,1 μA
- Phase angle range: 360°
- Typical phase angle accuracy: $\pm 0,05^\circ$
- Phase angle resolution: 0,01°

Display

- LCD screen 20 characters by 4 lines; LCD display with backlight, visible in bright sunlight

Interface

- TRT63A is equipped with an USB port to connect to an external computer

Test Result Storage

- TRT63A can store 100 transformer test records
- Each test record can store 100 test readings

Environmental conditions

- Operating temperature: -10 °C – + 55 °C / 14 °F – +131 °F
- Storage & transportation: -40 °C – + 70°C / -40 °F – +158 °F
- Humidity: 5 % – 95 % relative humidity, non condensing

Dimensions and weight

- Dimensions (W x H x D): 480 x 197 x 395 mm / 18.9 x 7.75 x 15.55 in
- Weight: 9 kg / 19.8 lbs

Applicable Standards

- Installation/overvoltage: category II
- Pollution: degree 2
- Safety: LVD 2006/95/EC (CE Conform)
Standard EN 61010-1
- EMC: Directive 2004/108/EC (CE Conform)
Standard EN 61326:2006

All specifications herein are valid at ambient temperature of + 25 °C and recommended accessories.
Specifications are subject to change without notice.